

2024

Chicken Coops

Beautifully Designed for Safety & Convenience

NEW STYLES & COLORS!





Welcome

Raising chickens is the perfect hands-on family project that teaches a child so many wonderful life lessons, and allows all of us to be a little closer to nature.

Enjoy...

Enjoy fresh eggs and family fun with a quality-built chicken coop! Choose from a variety of styles and sizes – with a long list of standard features. Or let us customize your chicken coop to meet your specific needs. Either way... it's sure to give your chickens something to cluck about!

With your complete satisfaction a top priority, our family-owned business is proud to offer you a full line of handcrafted chicken coops at affordable prices. All designed for the comfort and safety of your feathered friends... and easier egg collecting for you.

Fresh Eggs

Table Of Contents

New Featured Lean-To ...	4-7
New Featured A-Frame	8-11
Quaker Combinations.....	12-33
A-Frame Combinations..	34-35
Quaker	36-48
Tractor	50-51
Interior Views.....	52-55
A-Frame	56-63
Dutch	64-67
Small Lean-To	69-71
Feed Bin	72
Options	74-86

Look for the swoop...

The numbers throughout this catalog show how many chickens each coop will hold.



Find the ID Code

Beside each size/style you will find the Coop ID code to use for ordering.

7x32 Combination Q732C

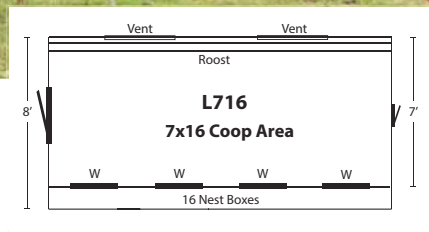




35-40
Chickens

L716
7x16 LEAN-TO

- LP Smartside Siding
- Urbane Bronze Paint
- Taupe Tone Trim
- Charcoal Shingles
- 90" High, 8" Off Ground
- 4-24"x36" Windows
- 4 Transom Windows
- 16 Nesting Boxes
- 2 Vents



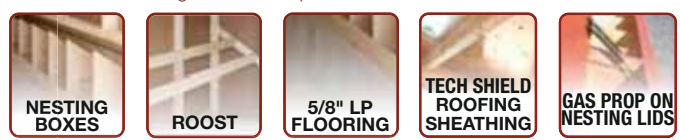
SINGLE SLOPE ROOF = No more rain coming off the roof in front of nesting boxes!

New 'Modern' Style allows **MUCH MORE LIGHT IN THE COOP**

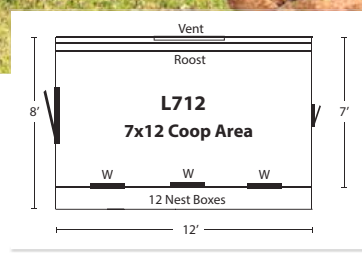


Lean-To Style

Lean-To Style Coop - Standard Features



25-30 Chickens



L712 7x12 LEAN-TO

- LP Lap Siding (optional)
- Chestnut Brown (Urethane Stain) optional
- Black Trim
- Black Metal Roof (optional)
- 90" High, 8" Off Ground
- 3-24"x36" Windows
- 3 Transom Windows
- 12 Nesting Boxes

Shown with optional LP Lap Siding, Urethane Stain, Metal Roof

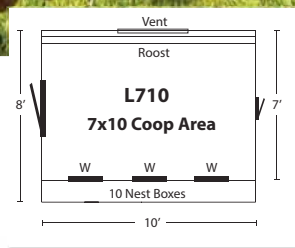




20-25
Chickens

L710
7x10 LEAN-TO

- LP Smart Side Siding
- Navajo White Paint
- Taupe Tone Trim
- Charcoal Shingles
- 90" High, 8" Off Ground
- 3-24"x36" Windows
- 3 Transom Windows
- 10 Nesting Boxes

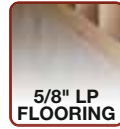


New 'Modern' Style allows MUCH MORE
SINGLE SLOPE ROOF = LIGHT IN THE COOP
 coming off the roof in front of nesting boxes!



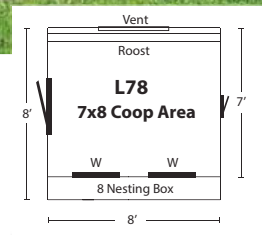
Lean-To style

Lean-To Style Coop - Standard Features



L78 7x8 LEAN-TO

- LP Smart Side Siding
- White Paint
- Dark Gray Trim
- Charcoal Shingles
- 90" High, 8" Off Ground
- 2-24"x36" Windows
- 2 Transom Windows
- 8 Nesting Boxes






A-Frame

Double Combo Style

Combination Style Coop
- Standard Features

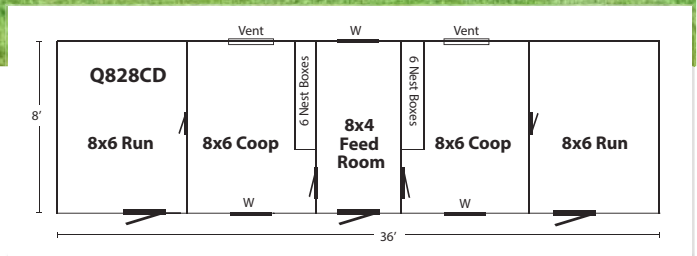


Two Run Areas
 provides an easy solution
 for separating flocks
 Feed Room = taking care of your
 chickens doesn't get easier than this!



A828CD
 8x28
 Combination

- LP Smart Side Siding
- Red Paint
- Black Trim
- Charcoal Shingles
- 104" High
- 3-24"x27" Windows
- 2 Vents
- 6 Nesting Boxes Per Side
- 1 4x8 Feed Room
- 2-6x8 Run Areas
- 2-6x8 Coop Areas






A-Frame Combo Style


Combination Style Coop - Standard Features



**NESTING
BOXES**



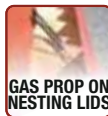
ROOST



**5/8" LP
FLOORING**



**TECH SHIELD
ROOFING
SHEATHING**



**GAS PROP ON
NESTING LIDS**



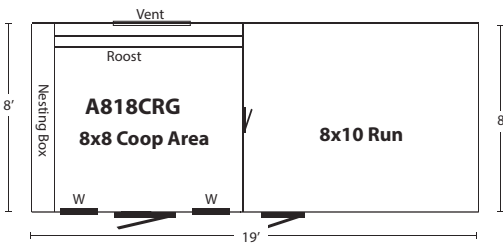


The A-Frame Combo is designed to be an attractive addition to your backyard.

A818CRG
8x18
A-Frame Combo

LP Smart Side Siding


- White Paint
- White Trim
- Charcoal Shingles
- 111" High
- 3-24"x27" Black Frame Windows
- 8 Nesting Boxes





Combination Style

Combination Style Coop
- Standard Features



XL Run Areas
Keep your flock safe
no stress - no worries, all the benefits!

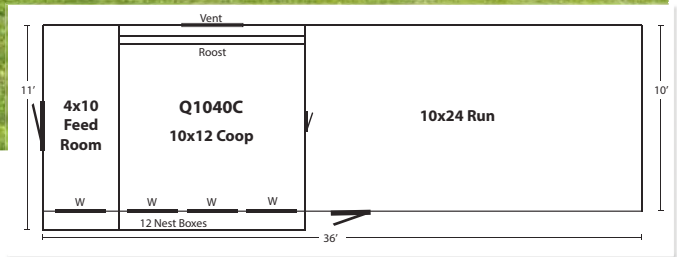


55-60
Chickens

Q1040C

10x40 Quaker Combination


- LP Smart Side Siding
- Dark Gray Siding
- White Trim
- Charcoal Shingles
- 125" High
- 4'x10' Feedroom (optional)
- 4-24"x36" Windows
- 12 Nesting Boxes
- 10' x 12' Coop Area
- 10x24 Run Area





Combination Style

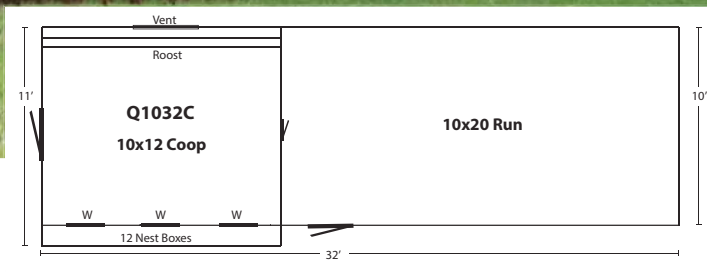
Combination Style Coop
- Standard Features



NEW & Improved
Larger Windows
For Happier & Healthier Chickens



35-40
Chickens



Q1032C

10x32 Quaker Combination

- LP Smart Side Siding
- Chestnut Brown Urethane Stain (optional)
- Black Trim
- Black Metal Roof (optional)
- 125" High
- 3-24"x36" Windows
- 12 Nesting Boxes
- 10' x 12' Coop Area, 10x20 Run Area
- Litter Tray (optional)
- Aluminum Steps (optional)


Shown with option for a deep litter.





Combination Style

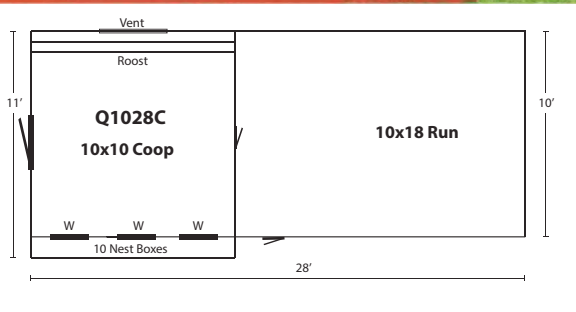
Combination Style Coop
- Standard Features



NEW & Improved
Larger Windows
For Happier & Healthier Chickens



55-60
Chickens



Q1028C

10x28 Quaker Combination

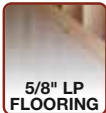
- LP Smart Side Siding
- Red Siding
- Black Trim
- Charcoal Shingles
- 125" High
- 3-24"x36" Windows
- 10 Nesting Boxes
- 10' x 10' Coop Area, 10x18 Run Area





Combination Style

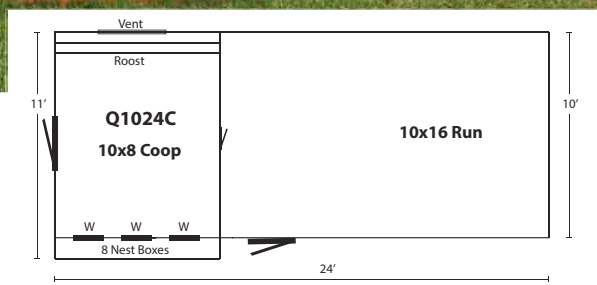
Combination Style Coop
- Standard Features



NEW & Improved
Larger Windows
For Happier & Healthier Chickens



25-30
Chickens



Q1024C

10x24 Quaker Combination

- B&B Siding
- Cedar Stain
- Pewter Gray Metal Roof (optional)
- 125" High
- 3-24"x36" Windows
- 8 Nesting Boxes
- 10' x 8' Coop Area, 10x16 Run Area

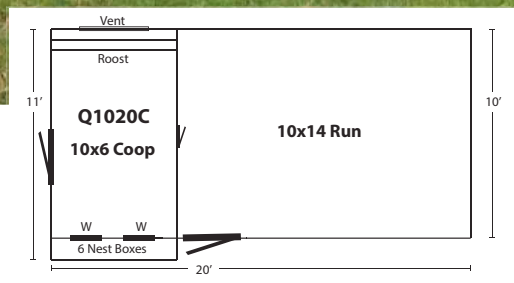




Q1020C

10x20 Quaker Combination

- LP Smart Side Siding
- Urbane Bronze Paint
- Black Trim
- Black Metal Roof (optional)
- 125" High
- 2-24"x36" Windows
- 6 Nesting Boxes
- 6' x 10' Coop Area, 10x14 Run Area



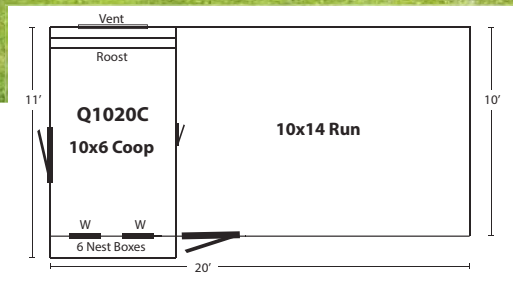


NEW & Improved
Larger Windows
Check our new color options on p. 74



20-25
Chickens

Combination Style

Combination Style Coop - Standard Features



Q1020C

10x20

Combination

- LP Siding
- 10' x 14' Run Area
- 6' x 10' Chicken Coop Area
- 120" High
- 6 Nesting Boxes
- White Paint
- White Trim
- Two 24"x36" Windows

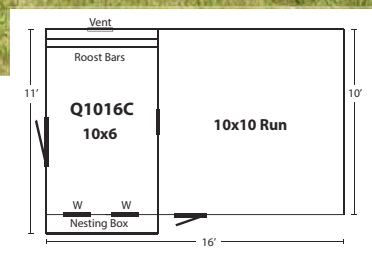
Shown with Optional Galvanized Metal Roof





Q1016C 10x16 Quaker Combination

- Board & Batten Siding
 - 10' x 10' Run Area
 - 6' x 10' Chicken Coop Area
 - 120" High
 - 6 Nesting Boxes
 - Cedar Stain
 - Two 24" x 36" Windows
- Shown with Optional Black Metal Roof and Hydraulic Wheel System



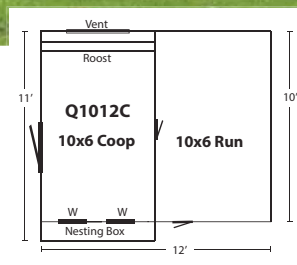

Add a Heavy Duty
Wheel System
To make it easy to move for fresh grass



25-30
Chickens

Combination Style

Combination Style Coop - Standard Features



Q1012C 10x12 Quaker Combination


- LP Smart Side Siding
- Taupe Tone Paint
- Urban Bronze Trim
- Weathered Gray Shingles
- 125" High
- 2-24"x36" Windows





Combination Style

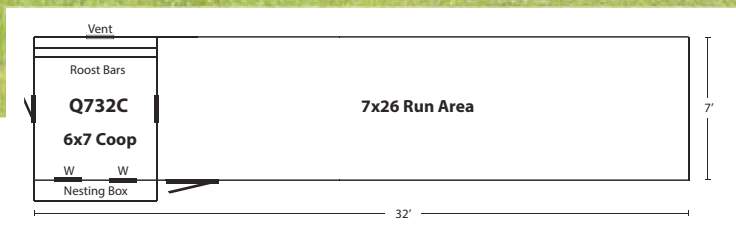
Combination Style Coop
- Standard Features



Combination Style Coops
offer a safe coop, as well as safe place for
your chickens to run and scratch



15-20
Chickens



Q732C

7x32

Combination

- LP Siding
- 7' x 26' Run Area
- 6' x 7' Chicken Coop Area
- 101" High
- 6 Nesting Boxes
- Beige Siding
- Red Trim
- Two 18"x23" Windows


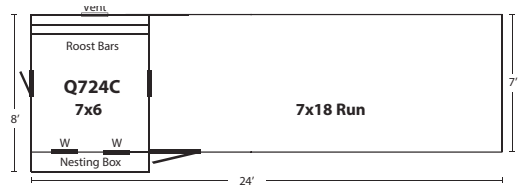
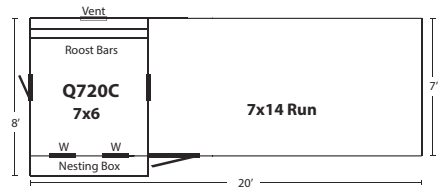

Shown with Optional Red Metal Roof





Combination style

Combination Style Coop -
Standard Features





15-20
Chickens



15-20
Chickens

7x24 Quaker Combo **Q724C**

Board and Batten Siding, 7' x 18' Run Area, 6' x 7' Chicken Coop Area, 101" High, 6 Nesting Boxes, Natural, Two 18"x23" Windows
Shown with Optional Black Metal Roof



Q728C

7x28 Quaker Combination

- LP® Siding
- 7' x 22' Run Area
- 6' x 7' Chicken Coop Area
- 101" High
- 6 Nesting Boxes
- Red Paint
- Beige Trim
- Walnut Brown Shingles
- Two 18"x23" Windows



15-18
Chickens

7x20 Quaker Combo **Q720C**

LP® Siding, 7' x 14' Run Area, 6' x 7' Chicken Coop Area, 101" High, 6 Nesting Boxes, Navajo White Siding w/ Clay Trim, Weathered Gray Shingles, Two 18"x23" Windows



15-18
Chickens

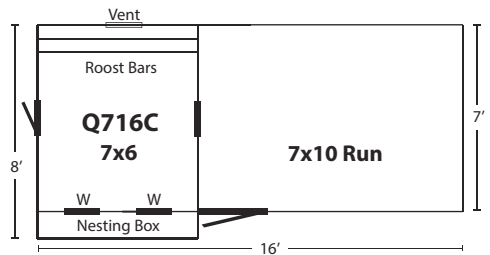
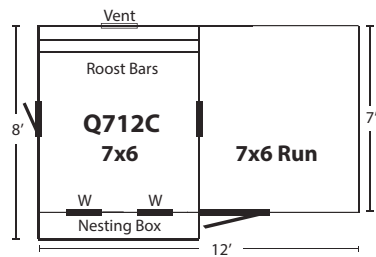

7x20 Quaker Combo **Q720C**

Board and Batten Siding, 7' x 14' Run Area, 6' x 7' Chicken Coop Area, 101" High, 6 Nesting Boxes, Cedar Stain, Walnut Brown Shingles, Two 18"x23" Windows



Combination style

Combination Style Coop -
Standard Features





7x16 Quaker Combination **Q716C**

LP Siding, 7' x 10' Run Area, 6' x 7' Chicken Coop Area, 101" High, 6 Nesting Boxes, Clay Paint w/ Red Trim, Weathered Gray Shingles, Two 18"x23" Windows



7x12 Combination **Q712C**

Board and Batten Siding, 6' x 7' Run Area, 6' x 7' Chicken Coop Area, 101" High, 6 Nesting Boxes, Rustic Cedar Stain, Two 18"x23" Windows
Shown with Optional Green Metal Roof

Q716C

7x16 Quaker Combination

- Board and Batten Siding
- 7' x 10' Run Area
- 6' x 7' Chicken Coop Area
- 101" High
- 6 Nesting Boxes
- Cedar Stain
- Two 18"x23" Windows

Shown with Optional Metal Roof, Painted Trim and ½" x ½" Wire Mesh



7x12 Combination **Q712C**

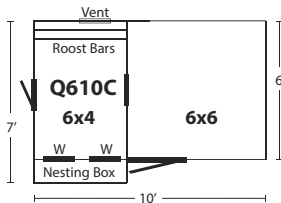
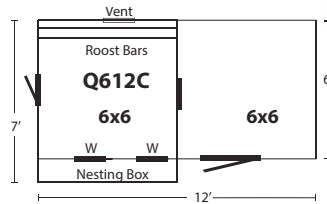


Duratemp® siding, 6' x 7' Run Area, 6' x 7' Chicken Coop Area, 101" High, 6 Nesting Boxes, Red Paint w/ Red Trim, Walnut Brown Shingles, Two 18"x23" Windows



Combination Style



Combination Style Coop - Standard Features



Q612C

6x12 Quaker Combination

- LP Smart Side Siding
- Dark Gray Paint
- Light Gray Trim
- Charcoal Shingles
- 101" High
- 2-18"x23" Windows (black)
- Built for Deep Litter (optional)



14-16
Chickens

Q612C

6x12 Quaker Combo

Board and Batten Siding, 6' X 6' Run Area, 6' X 6' Chicken Coop Area, With Board and Batten Siding, 103" High, 6 Nesting Boxes, Cedar Stain, Walnut Brown Shingles, Two 18"x23" Windows



10-12
Chickens

Q610C

6x10 Quaker Combo

Board and Batten Siding, 6' X 6' Run Area, 4' X 6' Chicken Coop Area, 101" High, 4 Nesting Boxes, Cedar Stain, Weathered Gray Shingles, Two 18"x23" Windows



10-12
Chickens

Q612C

6x12 Quaker Combo

LP® Siding, 6' X 6' Run Area, 6' X 6' Chicken Coop Area, 103" High, 6 Nesting Boxes, Red Siding with White Trim, Charcoal Shingles, Two 18"x23" Windows
Shown with Optional Wire Over Window.



10-12
Chickens

Q610C

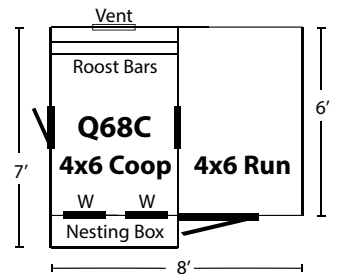
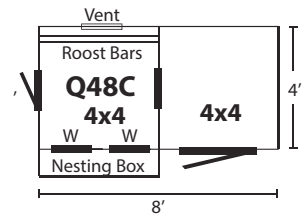

6x10 Quaker Combo

LP® Siding, 6' X 6' Run Area, 4' X 6' Chicken Coop Area, 101" High, 4 Nesting Boxes, Red Siding with White Trim, Charcoal Shingles, Two 18"x23" Windows



Combination Style

Combination Style Coop -
Standard Features






Q68C

6x8 Quaker Combo

- LP® Siding
- 4' x 6' Run Area
- 4' x 6' Chicken Coop Area
- 101" High
- 4 Nesting Boxes
- White Siding with Black Trim
- Charcoal Shingles
- Two 18"x23" Windows



6x8 Combination Q68C

Board and Batten Siding, 4' x 6' Run Area, 6' x 8' Chicken Coop Area, 101" High, 4 Nesting Boxes, Natural Stain, Two 18"x23" Windows
Shown with Optional bronze Metal Roof.



4x8 Combination Q48C

LP® Siding, 4' x 4' Run Area, 4' x 4' Chicken Coop Area, 94" High, 4 Nesting Boxes, Buckskin Siding with Hunter Green Trim, Forest Green Shingles, Two 18"x23" Windows



4x8 Quaker Combo Q48C

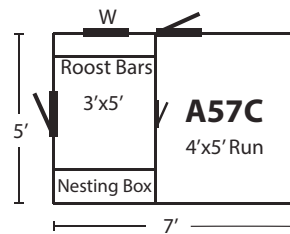
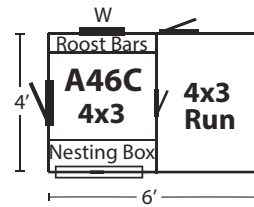

Board and Batten Siding, 4' x 4' Run Area, 4' x 4' Chicken Coop Area, 94" High, 4 Nesting Boxes, Natural Stain, Charcoal Shingles, Two 18"x23" Windows





Combination Style

Combination Style Coop -
Standard Features





A57C

5x7 A-Frame Combination

- LP Smart Side Siding
- 73" High - 14" off Ground
- 3 Nesting Boxes
- 4' x 5' Run
- 3' x 5' Chicken Coop Area
- White Paint with White Trim
- Charcoal Shingles
- One 12"x18" Windows



5x7 A-Frame Combination **A57C**

Board and Batten Siding, 73" High - 14" off Ground, 3 Nesting Boxes, 4' x 5' Run, 3' x 5' Chicken Coop Area, Rustic Cedar, Walnut Brown Shingles, One 12"x18" Windows



4x6 Combination **A46C**

Board and Batten Siding, 3' x 4' Run Area, 3' x 4' Chicken Coop Area, 73" High, 3 Nesting Boxes, Clear Stain, Charcoal Shingles, One 12"x18" Windows



4x6 A-Frame Combination **A46C**

LP Siding, 3' x 4' Run Area, 3' x 4' Chicken Coop Area, 73" High, 3 Nesting Boxes, Light Gray Siding with White Trim, Weather Gray Shingles, One 12"x18" Windows

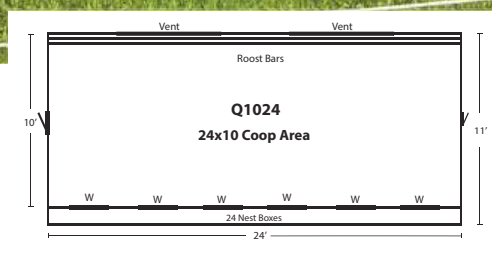


Q1024

10x24

Quaker Coop

- LP Smartside Siding
- 12 Nesting Boxes
- Summit Gray Paint
- Dark Gray Trim
- Black Metal Roof (Optional)
- 125" High - 4" off Ground
- Six 24"x36" Windows
- 24 Nesting Boxes




Check out
NEW COLORS!
on page 76



Quaker Style

Quaker Style Coop - Standard Features



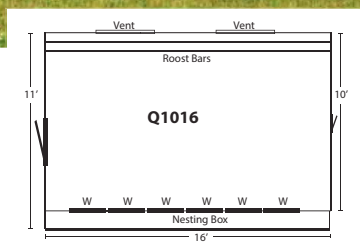
Q1016

10x16

Quaker Coop

- LP Siding
 - 16 Nesting Boxes
 - Red Paint, Red Trim
 - Black Metal Roof
 - Four 24"x36" Windows
- Shown w/2 Extra Windows


10' wide coops have 6'-7' high walls,
7' wide coops have 5'-6' high walls



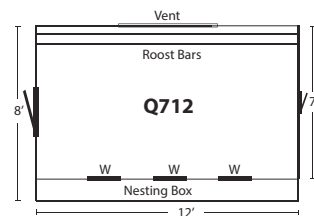
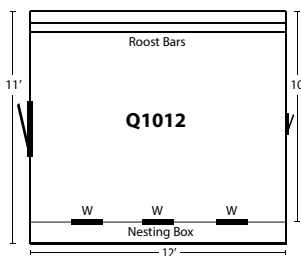
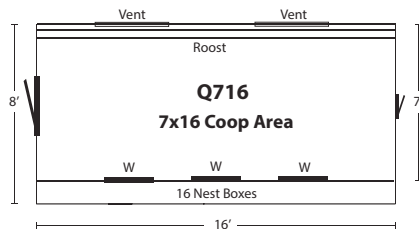


Quaker Style

Quaker Style Coop -
Standard Features



10' wide coops have 6'-7' high walls,
7' wide coops have 5'-6' high walls





10x12 Quaker Coop Q1012

Board & Batten Siding, 12 Nesting Boxes, Cedar Stain, Walnut Brown Shingles, Three 24"x36" Windows



7x12 Quaker Coop Q712

LP Smartside Siding, Crabby Apple Paint, White Trim, White Metal Roof, 101" High - 4" off Ground, Three 24"x27" Windows, 12 Nesting Boxes, Shown with Optional Metal Roof, Set Up For Deep Litter Tray (optional)



7x12 Quaker Coop Q712

Board and Batten Siding, 101" High - 8" off Ground, 12 Nesting Boxes, Rustic Cedar Stain, Three 24"x27" Windows Shown with Optional Black Metal Roof, Gable Vents and Wire Over the Windows.

Q716

7x16 Quaker Coop

- LP Siding
- 16 Nesting Boxes
- Buckskin Paint
- Navajo White Trim
- Charcoal Shingles
- Three 24"x27" Windows
- 2 Vents

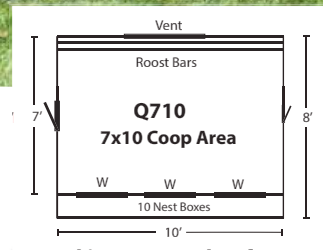


Q710

7x10

Quaker Coop

- LP Siding
- 10 Nesting Boxes
- White Paint, Dark Gray Trim
- Charcoal Metal Roof
- Three 24"x27" Windows




We have updated to
Larger Windows
 For Healthier & Happier Chickens!

25-30
 Chickens



Quaker Style

Quaker Style Coop - Standard Features

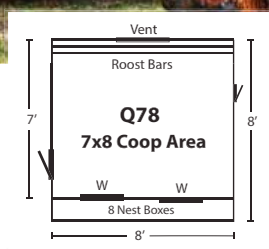


Q78

7x8

Quaker Coop

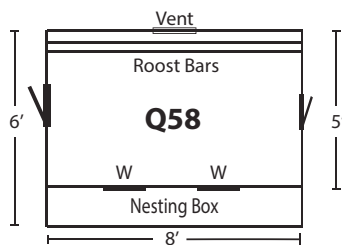
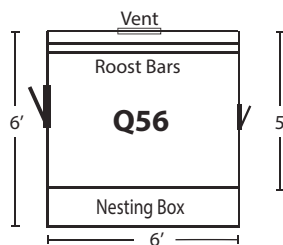

- LP Siding
- 8 Nesting Boxes
- Butternut Urethane Stain (
- Red Metal Roof
- Two 24"x27" Windows





Quaker Style

Quaker Style Coop -
Standard Features





5x8 Quaker Q58

LP Siding, 8 Nesting Boxes, Beige Siding, Hunter Green Trim, Green Metal Roof, Two 18"x23" Windows

Shown with Optional green Metal Roof



5x6 Quaker Q56

LP Siding, 94" High - 8" off Ground, 6 Nesting Boxes, Red Siding with White Trim, Weather Gray Shingles, Two 18"x23" Windows

Shown with Optional wire over windows.



5x6 Quaker Q56

Board and Batten Siding, 94" High - 8" off Ground, 6 Nesting Boxes, Brown Cedar Stain, Weather Gray Shingles, Two 18"x23" Windows



Q58

5x8 Quaker

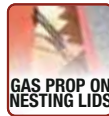

- Board and Batten Siding
- 8 Nesting Boxes
- Cedar Stain
- Two 18"x23" Windows

Shown with Optional green Metal Roof.

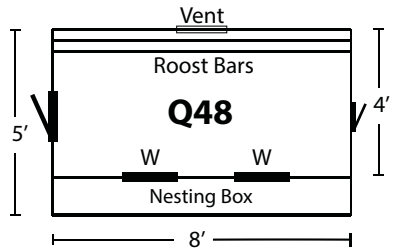
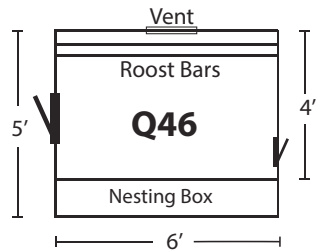


Quaker Style

Quaker Style Coop - Standard Features



10' wide coops have 6'-7" high walls,
7' wide coops have 5'-6" high walls





Q48 4x8 Quaker

- LP Siding
- 81" High - 14" off Ground
- 8 Nesting Boxes
- Clay Siding with White Trim
- Weather Gray Shingles
- Two 18"x23" Windows



14-16
Chickens



4x8 Quaker Q48

Board and Batten Siding, 82" High - 14" off Ground, 8 Nesting Boxes, Natural Stain, Two 18"x23" Windows
Shown with Optional red Metal Roof, 4 wheels with steering handle, wire over windows, and clean-out lid.



10-12
Chickens



4x6 Quaker High Side Q46H

Board and Batten Siding, 94" High - 8" off Ground, 6 Nesting Boxes, Cedar Stain, Williamsburg Slate Shingles, Two 18"x23" Windows,
Features Higher sidewall than standard 4x6.



10-12
Chickens




4x6 Quaker High Side Q46H

Duratemp Siding, 94" High - 8" off Ground, 6 Nesting Boxes, Buckskin Siding with Green Trim, Two 18"x23" Windows
Shown with Optional green Metal Roof and wire over windows.

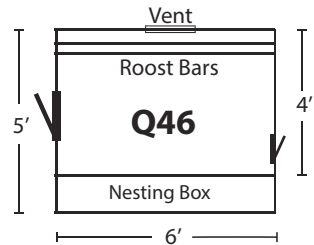
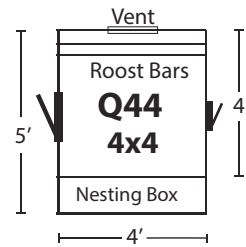


Quaker Style

Quaker Style Coop -
Standard Features



10' wide coops have 6'-7' high walls,
7' wide coops have 5'-6' high walls





Q46

4x6 Quaker

- LP Smart Side Siding
- 81" High - 14" off Ground
- 6 Nesting Boxes
- Lt Gray Paint with White Trim
- Weather Gray Shingles
- Two 18"x23" Windows



4x6 Quaker Q46

Board and Batten Siding, 81" High - 14" off Ground, 6 Nesting Boxes, Natural Stain, Bronze Metal Roof, Two 18"x23" Windows
Shown with Optional Metal Roof and clean out lid.



4x4 Quaker Q44

LP Smart Side Siding, 80" High - 14" off Ground, 4 Nesting Boxes, Buckskin Paint with White Trim, Charcoal Shingles, One 18"x23" Window
Shown with Optional Wire Over Window.



4x4 Quaker Q44

Board and Batten Siding, 80" High - 14" off Ground, 4 Nesting Boxes, Cedar Stain, Cedar Shingles, One 18"x23" Window



Quaker Style

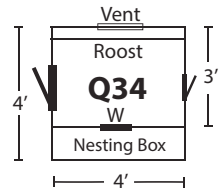


Q34

3x4 Quaker

- Board and Batten Siding
- 70" High - 14" off ground
- 4 Nesting Boxes
- Natural Stain
- Walnut Brown Shingles
- One 12"x18" Window

4-6 Chickens



4-6 Chickens



Q34

3x4 Quaker

- LP Siding
- 70" High - 14" off Ground
- 4 Nesting Boxes
- Red Siding with White Trim
- Weather Gray Shingles
- One 12"x18" Window

Chicken Breeds to Consider for Your henhouse



1. Rhode Island Red

Great layer of brown eggs. Good looking chicken. Good disposition.



2. Buff Orpington

Fat yellow chicken which lays brown eggs. Very docile.



3. Barred Rock

Interesting black and white striped pattern. Decent layer of brown eggs and good disposition.



4. Americauna

Fuzzy face, large chicken. Lays blue eggs! Good disposition, generally friendly.



5. White Leghorn

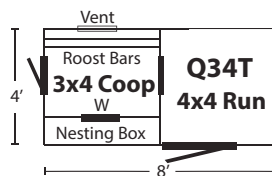
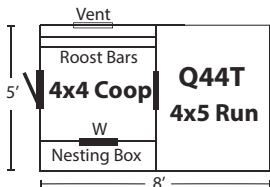
Prolific white egg layer. Nervous and flighty, not as docile.



Tractor



Tractor Style Coop - Standard Features



Q34T

3x4 Quaker Tractor

- LP Siding
- 75" High - 14" off Ground
- 4 Nesting Boxes
- 2 Wheels w/ Wheelbarrow Handles
- 3' x 4' Coop Area, 4x4 Run Area
- One 12"x18" Window

Shown with Optional Red Metal Roof, Butternut Urethane Stain and Wire Over Window.



Q44T

4x4 Quaker Tractor

- LP Siding
- 75" High - 14" off Ground
- 4 Nesting Boxes
- 2 Wheels with Wheelbarrow Handles
- 4 'x 4' Coop Area, 4'x5' Run Area
- Navajo White Siding w/ Buckskin Trim
- Walnut Brown Shingles
- One 12"x18" Window



Q34T

3x4 Quaker Tractor

- Board and Batten Siding
- 75" High - 14" off Ground
- 4 Nesting Boxes
- 2 Wheels w/ Wheelbarrow Handles
- 3' x 4' Coop Area, 4x4 Run Area
- Cedar Stain
- Walnut Brown Shingles
- One 12"x18" Window



Q34T

3x4 Quaker Tractor

- LP Siding
- 75" High - 14" off Ground
- 4 Nesting Boxes
- 2 Wheels with Wheelbarrow Handles
- 3' x 4' Coop Area, 4x4 Run Area
- Red Siding with White Trim
- Charcoal Shingles
- One 12"x18" Window



Interiors Quaker Style



Interior view of Q612C (pages 30-31)



Interior view of chicken area of Q58 (pages 42-43)



Interior view of Q46 (pages 46-47)



Interior view of chicken area of Q58 (pages 42-43)



Interior view of chicken area of Q712 (pages 38-39)

Tips for Problem Solving in the henhouse



Keep chickens safe with a ramp

• Feeding Incorrectly

1. Table scraps are not a good solution for chickens. They do not provide the necessary diet needed to promote good egg laying and long life.
2. Only feeding on grass will usually also be problematic as necessary nutrition is not received from only grasses. Today's breed of chicken cannot survive on the same diet as chickens from 30 years ago.
3. Make sure wild birds do not have access to your chickens water and feed containers.
4. Chickens need twice as much water as they do feed. If you do not use an automatic waterer, change water daily and make sure there is always plenty available. Lack of sufficient water will take large tolls on the health of a chicken very quickly as they need water to digest food properly.

More Common Problems with backyard chickens, and how to fix them.

• External Parasites (ticks, mites etc)

1. Most are successfully treated with products available from your local rural merchandiser and you should routinely treat the chickens every 2 or 3 months.

• Red Mites

2. Chickens infested with red mites will stop or slow down laying eggs, hesitate to roost in normal area, and may become anemic.
3. Take a white tissue and wipe along the underside of perches at night when birds are roosting. Look for tell tale blood smears.
4. Check often as they multiply quickly and are hard to get rid of if caught after they become very evident.
5. For best results treat several times in the course of several weeks to get total control over the situation with a combination of wet and dry solutions.



A chicken house with wiring allows for automatic waterers and lights.

Compare the Interiors

Quaker



Interior View Of Roost, Ventilation Lid And Chicken Door- Q44, Q46, Q48 (pages 44-47)

Dutch



Interior View Of Roost, Windows, And Chicken Door Dutch Models (pages 64-67)

Quaker 7 Ft. Wide



Interior View Of 7 ft. Wide Quaker Coop

Quaker 10 Ft. Wide



Interior View Of 10 ft. Wide Quaker Coop

Compare the Interiors

Quaker Interior view
Q34T & Q44T (pages 50-51)



Dutch Interior view
Dutch models (pages 64-67)




Quaker Combo



Interior view of
Quaker Combo w/ Deep Litter & Litter Tray
(pages 12-33)

A-Frame



Interior view - A46 (pages 60-61)

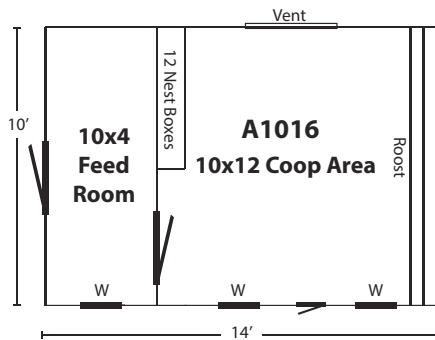


55-60
Chickens



A1016
10x16 A-Frame

- LP Smart Side Siding
- Dark Gray Siding
- Black Trim
- Charcoal Shingles
- 6' Walls, 116" Overall
- 4-24"x36" Windows
- 12 Nesting Boxes
- 4x10 Feed Room
- 10x12 Coop Areas
- 1 Vent



A-Frame style

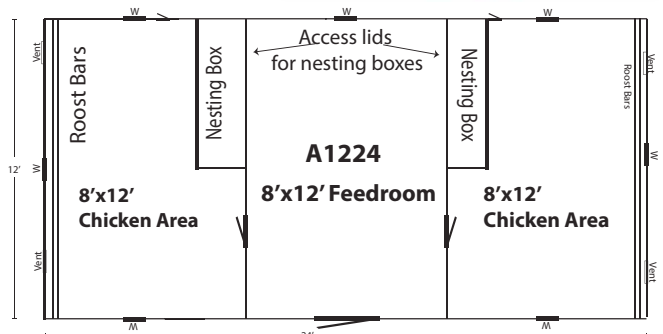
A-Frame Style Coop - Standard Features



A1224

12x24 A-Frame

- LP Siding
 - Red Siding with White Trim
 - 7 windows 24x36
 - 24 Nesting Boxes
 - 2 chicken doors
 - 2 8x12 chicken areas
 - 1 8x12 feed room
 - 4 vents
- Shown with Optional White Metal Roof.




20-24 Chickens



A-Frame

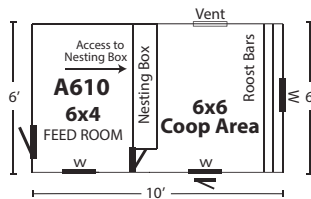
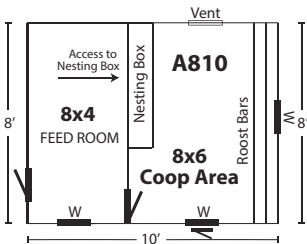
A-Frame Style Coop - Standard Features



A810

8x10 A-Frame

- LP Siding
- 101" High - 4" off Ground
- 8 Nesting Boxes
- 4' x 8' Feed Room
- 6' x 8' Chicken Area
- Red Siding with Beige Trim
- Cedar Shingles
- Three 24"x27" Window





A810

8x10 A-Frame

- Board and Batten Siding
- 101" High - 4" off Ground
- 8 Nesting Boxes
- 4' x 8' Feed Room
- 6' x 8' Chicken Area
- Rustic Cedar Stain
- Walnut Brown Shingles
- Three 24"x27" Windows

Shown with Optional heavy duty wheel system.



A610

6x10 A-Frame

- Tongue and Groove Siding
- 101" High - 4" off Ground
- 6 Nesting Boxes
- 4' x 6' Feed Room
- 6' x 6' Chicken Area
- Cedar Stain with Green Trim
- Forest Green Shingles
- Three 24"x27" Windows

Shown with Optional Painted Trim.



A610

6x10 A-Frame

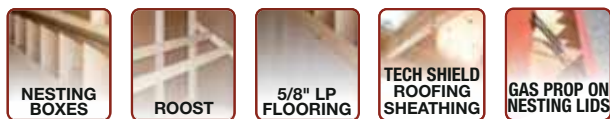
- LP[®] Siding
- 101" High - 4" off Ground
- 6 Nesting Boxes
- 4' x 6' Feed Room
- 6' x 6' Chicken Area
- Buckskin Siding with White Trim
- Weather Gray Shingles
- Three 24"x27" Windows



8-12 Chickens

A-Frame

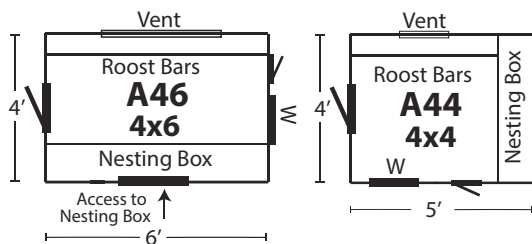
A-Frame Style Coop - Standard Features



A46

4x6 A-Frame

- Board and Batten Siding
- 79" High - 14" off Ground
- 6 Nesting Boxes
- Cedar Stain
- Walnut Brown Shingles
- One 18"x23" Window





A46

4x6 A-Frame

- LP Siding
- 79" High - 14" off Ground
- 6 Nesting Boxes
- Light Gray Siding with White Trim
- Nickel Gray Shingles
- One 18"x23" Window



A44

4x4 A-Frame

- LP Siding
- 65" High - 14" off Ground
- 4 Nesting Boxes
- Beige Siding with Chestnut Trim
- Walnut Brown Shingles
- One 12"x18" Window



A44

4x4 A-Frame

- Board and Batten Siding
- 65" High - 14" off Ground
- 4 Nesting Boxes
- Rustic Cedar Stain
- Weather Gray Shingles
- One 12"x18" Window

Common Problems

with backyard chickens, and how to fix them.

- **Broody Hens who refuse to leave the nest**

1. Try to break the habit by removing eggs as soon as they are laid.
2. Keep her away from the Nesting Boxes for approximately a week.
3. Nest inserts can be used which cause eggs to roll away as soon as they are laid.

- **Blocked or Sour Crop**

1. Keep poultry grit readily available at all times to help healthy digestion.
2. Try feeding her some oil and massaging several times a day to loosen blockage.
3. Garlic and natural yogurt can also be tried.

- **Hen Pecking**

1. Can be caused by boredom. Add items for distraction: a head of cabbage, greens, or hang a Peck a Block in the run.
2. Overcrowding can cause pecking, keep flock at the recommended size for your house.
3. If one hen seems to be being picked on and blood is being drawn, she must be removed as blood only encourages more pecking. Anti peck products can also be applied to the picked on hen to try to break the habit.



Feed room of A828CD (page 8,9)

Interiors A-FRAME Style



Interior view of A46 (page 60-61)



Interior view of chicken area of A44 (page 61)



Interior view of chicken area of A610 & A810 (pages 58-59)




Feed room of A1224 (page 57)



Chicken Area of A1224 (page 57)



14-16 Chickens



Dutch Style

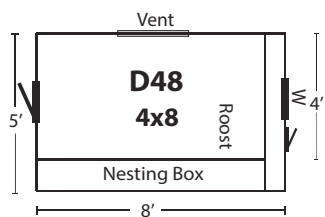
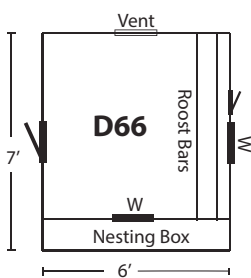
Dutch Style Coop - Standard Features



D66

6x6 Dutch

- LP Smart Side Siding
- 96" High - 8" off Ground
- 6 Nesting Boxes
- Red Siding with White Trim
- Charcoal Shingles
- Two 18"x23" Windows





14-16
Chickens

6x6 Dutch D66

- Board and Batten Siding
- 96" High - 8" off Ground
- 6 Nesting Boxes
- Brown Cedar Stain
- Cedar Shingles
- Two 18"x23" Windows



12-16
Chickens

4x8 Dutch D48

- Board and Batten Siding
- 78" High - 15" off Ground
- 8 Nesting Boxes
- Cedar Stain
- Weather Gray Shingles
- One 18"x23" Window

Shown with Optional 4 wheels with handle.



12-16
Chickens

4x8 Dutch D48

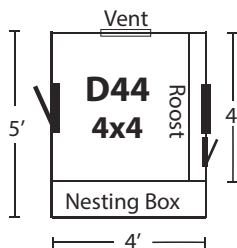
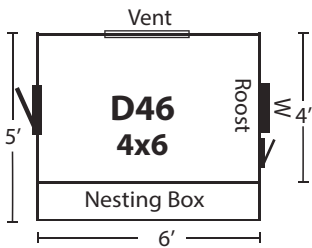
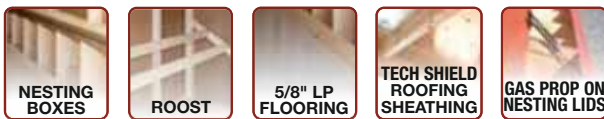
- LP Siding
- 78" High - 15" off Ground
- 8 Nesting Boxes
- White Siding with Black Trim
- Nickel Gray Shingles
- One 18"x23" Window





Dutch Style

Dutch Style Coop - Standard Features



D46

4x6 Dutch

- Board and Batten Siding
- 78" High - 14" off Ground
- 6 Nesting Boxes
- Cedar Stain
- Walnut Brown Shingles
- One 18"x23" Window



D46

4x6 Dutch

- LP Siding
- 78" High - 14" off Ground
- 6 Nesting Boxes
- Light Gray Siding with White Trim
- Weather Gray Shingles
- One 18"x23" Window



D44

4x4 Dutch

- LP Siding
- 78" High - 14" off Ground
- 4 Nesting Boxes
- Buckskin Siding with Green Trim
- Forest Green Shingles
- One 18"x23" Window



D44

4x4 Dutch

- Board and Batten Siding
- 78" High - 14" off Ground
- 4 Nesting Boxes
- Cedar Stain
- Walnut Brown Shingles
- One 18"x23" Window

Predators and how they kill

▪ Raccoons

Raccoons prey on chickens at night and sometimes during the day. They can reach through wire and will often pull the chickens head or legs off, through the wire. They also can tunnel under runs without wire flooring. Easy latches can be opened by raccoons.

▪ Dogs

Most dogs are natural predators and will find chickens very hard to resist. Even family pets, unless trained, will be tempted by your chickens. Most dogs will eat the chicken, leaving only feathers. Dogs can be trained to let them alone or even guard them. Some dogs will only chase or 'play' with them but the trauma can keep the hen from laying eggs for months.

▪ Skunks

Skunks tend to eat the eggs more than kill adult poultry but they have been known to do that occasionally also. Eggs will usually be crushed inwardly and chickens will have the head removed as the skunk wants to drink the blood.

▪ Hawks

will kill adult chickens if they are outside without the protection of a cage with a wired roof. Prey is killed with talons and torn into bite size pieces with the beak.

▪ Snakes

Venomous snakes can kill full sized hens but most snakes will go for the eggs. Keep the henhouse secure with no cracks or holes. Keep tall grass cut and do not have your henhouse close to compost piles or piles of logs or rocks, as these are snakes favorite hideouts.

▪ Cats

Cats (even domestic pets) enjoy the thrill of the hunt and can prey on small chickens and chicks. They can be trained to see them as fellow pets however. Metal mesh, barbed wire picket fence and tall hedges with thick lower growth can deter them.

▪ Opossum

Opossum will eat the chicken feed, eggs, chicks and will attack chickens. Keep a strong cage and your chickens penned at night.

▪ Bobcat, Coyotes, Fox

All of these enjoy eating chicken. Secure your chickens at dusk in a tight and strong henhouse to deter them. Large breed dogs are good to dissuade the animals from the property or at least to alert you to their presence.

▪ Other Predators


rats, mice, owl, crow, squirrel, Fisher cat, bear, mice, mink, weasel, lice, mites



Lean-To Style

Designed to allow you to set it against a wall or fence.


Lean-To Style Coop - Standard Features





Lean-To Style

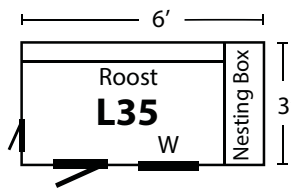
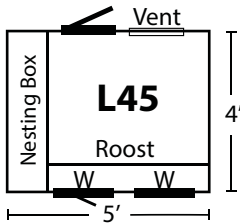
Lean-To Style Coop - Standard Features



L45

4x5 Lean-To

- Board and Batten Siding
- 82" High - 14" off Ground
- 4 Nesting Boxes
- Natural Stain
- Cedar Shingles
- Two 18"x23" Windows





L45

4x5 Lean-To

- Board and Batten Siding
- 82" High - 14" off Ground
- 4 Nesting Boxes
- Clay Siding with Beige Trim
- Weather Gray Shingles
- Two 18"x23" Windows



L35

3x5 Lean-To

- Duratemp® Siding
- 65" High - 12" off Ground
- 3 Nesting Boxes
- Avocado Siding with Beige Trim
- Weather Gray Singles
- One 12"x18" Window

Shown with Optional 4 wheels with handle.



L35

3x5 Lean-To

- Tongue and Groove Siding
- 65" High - 12" off Ground
- 3 Nesting Boxes
- Cedar Stain with Green Trim
- Forest Green Shingles
- One 12"x18" Window

Shown with Optional Painted Trim.



Cedar Stained Board And Batten Siding.

Beige Lp® Siding With White Trim.

Feed Bins

- 2'W x 4'L x 42"H
- Holds 2 bags of feed and one bag of shavings

Adding a feed bin to set beside your chicken coop allows you to keep your feed and bedding close by and secure from rodents.

Match your feed bin to your henhouse with matching stain or paint and trim.

Custom sizes are available.



Interior view of L35 (page 71)



Interior view of L45 (pages 70-71)

Tips for keeping a successful henhouse



Interior view of Quaker

All Year Round!

When keeping chickens through the winter, don't forget that:

- Chickens need extra grain to keep them warm and also to compensate for lack of grass and insects.
- Keeping the coop filled with the recommended amount of chickens helps keep the temperature comfortable.
- Make sure the birds have water ... not ice.

Guidelines for housing needs:

- Most coop guides suggest approximately 2 square feet of space per adult bird.
- At a bare minimum, the coop should be easy to clean, well ventilated but draft-free, include clean watering and feeding stations, and offer adequate roosts.
- Good, natural light is a plus.
- Dirt floors can work where the soil is sandy and the drainage reasonable, but a wooden floor is vastly easier to clean and protect. We recommend our epoxy surface for ease of cleaning.
- Good bedding, such as sawdust (untreated wood only), wood shavings, or chopped straw is ideal.



Interior view of Q34 (page 48)



Chickens make fun pets

Standard Features

Paint or Stain

Keyed Entry Door

Chicken Door

Chicken Ramp

Nesting Boxes

Gas Prop on

Nesting Box Lids

Roosting Bar

Vent Lid or Vent
(except for L35)

Window with Screen

Asphalt Shingles

Aluminum Drip Edge

5/8 LP Flooring
w/10 year warranty

P.T. Legs and
Runners

L.P Tech Shield
Roof Sheathing

Size & Style

Decide on the number of chickens you would like to have. Each coop has an icon with numbers that will tell you the recommended amount of chickens for that coop.



Note: Chicken Coop sizes do not include outside Nesting Boxes.



Lean-To



Quaker



Combination




Tractor



Small Lean-To



A-Frame



Dutch

Trim Color

LP® trim color is standard.
Board and batten trim color is optional.
Tongue and groove trim color is optional.



Here are a few of our favorite color/stain/trim combinations.



Chestnut Brown Urethane Stain Lap Siding with Black Trim



Cedar Stain with White Trim



Urbane Bronze LP Smartside Siding with Taupe Tone Trim



White LP Smartside Siding with Dark Gray Trim




Navajo White LP Smartside Siding with Taupe Tone Trim



Light Gray Siding with White Trim

Color Options

Note: Actual colors may vary from printed samples.



More Color & Roofing Options

cedar
shake
(Optional)




Shingles
(Standard)



Charcoal Forest Green Nickel Gray Walnut Brown Weather Gray Cedar Williamsburg Slate

Metal
(Optional)



Red Black Green Bronze White

Stain



Rustic Cedar Brown Cedar Mushroom Natural Cedar

Urethane Stain Colors
(Optional)



Butternut Chestnut Brown Natural Teak Red Wood

Note: Urethane colors are only available on LP Siding.

Choose a Cupola & Weathervane



Board & Batten Wood
w/ Copper Top



Copper Standing
Rooster



Shed Cupola, White



Black Horse



Copper Eagle



Copper Horse



Small Black Rooster



Black Eagle



1 Gallon Waterer



3 Gallon Waterer



6 lb. Feeder



17 lb. Feeder

Interior Options



Electric Package - Switch / Outlet / Lights
Extension Cord Hookup



Insulated Ceiling
Standard on Metal Roof option




Epoxy Floor



Heated Roost
- Requires electrical package



Wire over window



30 watt solar panel
Solar powered light with switch.
Light also available with timer.

ADD A FEEDROOM TO YOUR COOP

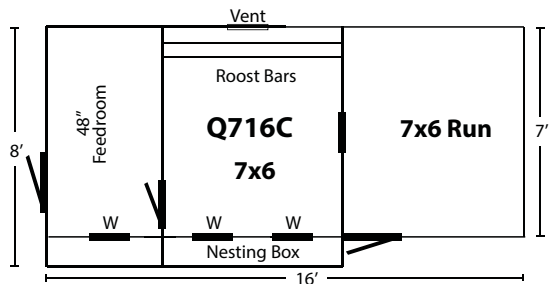
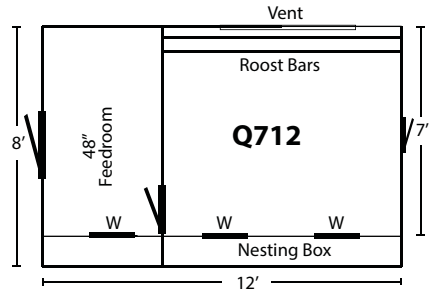
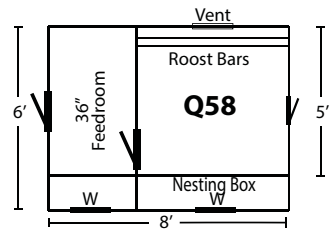


Adding a feedroom to your coop makes caring for your chickens so much easier! No more hauling feed and supplies - you can have them inside an attached room!

Feedroom Layout Ideas



The space where the nesting boxes are in the coop continues through the feedroom. This allows for extra storage space in the feedroom.



Run Options

More Sizes Available



5'x7'x3' Chicken Run
With Optional Wheel Lift Lever Kit.
Available with and without wheels.



Vinyl Coated Wire

14 Gauge
Vinyl Coated Wire
1" x 2" Hole Size
Available In Widths Of
2', 3', 4', 5', 6'
Lengths Up To 100'



6'x8'x6' Chicken Run with Roof
Fits all coop styles and sizes. Available with
or without wheel lift lever (Shown with 4'x6' Quaker)



6'x10' COMBINATION Q610C

- LP Siding
- Lt Blue Siding
- White Trim
- Charcoal Shingles

Shown with added run without roof (available on all combinations)



CHOOSE AN AUTO DOOR

WIFI

FEATURES:

- **Wifi / Ap Enabled**
- **Open/Close**
 - Sunrise/Sunset
 - Timer
 - Custom/Multiple Open/Close Times
 - Manual
- **Actuator** - to open/close door.
No strings to get tangled or torn!
- **Safety device** - so chickens don't get crushed.

ADDITIONAL FEATURES AVAILABLE: (Not Included)

- **Light / Ap Controlled**
 - Manual
 - Timer



Solar Kit option for Auto Door



STANDARD

FEATURES:

- **Open/Close**
 - Timer
 - Manual
- **Actuator** - to open/close door.
No strings to get tangled or torn!
- **Safety device** - so chickens don't get crushed.

Power Supply Options:

- 110 Volt** - Adapter Included
- Solar** - Not Included
- 12 Volt** - Cord not included

Dimensions:

- Outside Dimensions**
11 $\frac{3}{4}$ "W x 33"H x 2 $\frac{3}{4}$ "D
- Opening Dimensions**
10 $\frac{1}{2}$ "W x 12"H



Add Steps



ALUMINUM STEPS SHOWN

Roll-Away Nest Box



INSERT THIS ROLL-AWAY NEST BOX AND MAKE IT EASIER THAN EVER TO GATHER YOUR EGGS. NO BROODY HENS TO DEAL WITH NO BROKEN OR EATEN EGGS.

CHOOSE A LITTER TRAY



LITTER TRAY
covering under roost bars only (clean out lid recommended)



CLEAN-OUT LID FOR LITTER TRAY SHOWN

**New
Option!**

DEEP LITTER OPTION



DEEP LITTER OPTION

Floor and 12 in. sides are non-porous to prolong coop integrity and make clean out easy. The deeper litter provides extra insulation in colder temperatures, as well as extra heat from the decomposition of the litter.



WHEEL OPTIONS



FOUR WHEELS WITH HANDLE

Available on Models:
Q44, L35, D44, A44, L45



FOUR WHEELS WITH STEERING HANDLE

Available on Models: Q78, Q58, Q56, Q46H, Q46, Q48,
Q48C, D66, D48, D46, L45



**FOUR WHEELS WITH STEERING HANDLE,
Heavy Duty**

Available on models:
Q712, Q710, A80, A60, A812, A814, A816, Q714, Q718,
Q716, L10, L12, L14, L16



The Wheel Lift Lever is standard on all tractor models. also available on models:
A57C, A46C



Wheel Lift Lever Kit
Available for
all runs.



HEAVY DUTY WHEEL SYSTEM

with Hydraulic Lift



Shown with pump handle in pumping position.

Shown with pump handle in storage position. When using the lift, insert handle into the pumping mechanism. The lift can elevate the coop up to 6 inches.

AVAILABLE ON MODELS:

Q610C	Q68C
Q612C	Q714C
Q716C	Q718C
Q720C	Q728C
Q732C	Q1016C
Q1018C	



Chicken Coops

Beautifully Designed for Safety & Convenience

NEW STYLES & COLORS!



www.thehenhousecollection.com



For More Information Contact: